

# Anadolu Hayat Emeklilik by Numbers

*Successful performance, sustainable profitability*

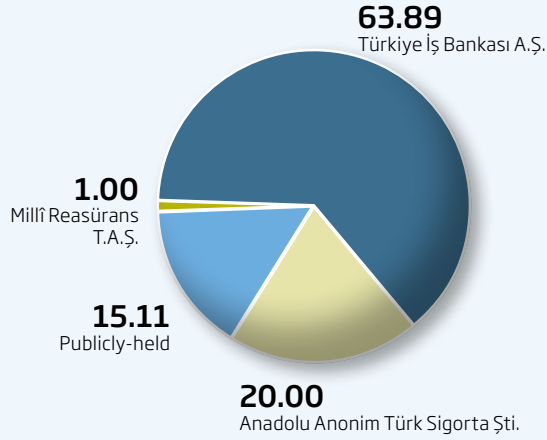
## Summary Financial Information

Financial Highlights (TL thousand)	2018	2017	Change (%)
Total Premium and Contribution Production <sup>(*)</sup>	2,019,010	2,208,463	-9
Mathematical Provisions	1,740,281	1,725,733	1
Pension Funds <sup>(**)</sup>	16,937,635	14,712,834	15
General Technical Profit	237,576	199,189	19
Total Assets	20,221,515	17,877,195	13
Paid-in Capital	430,000	430,000	-
Shareholders' Equity	940,618	926,560	2
Financial Income	133,742	124,324	8
Pretax Profit	322,207	279,810	15
Net Profit	253,600	224,703	13
Key Ratios	(%)	(%)	
Net Profit/Shareholders' Equity	27	25	
Premium and Contribution Production/Total Assets	10	12	
Shareholders' Equity/Total Assets	5	5	

<sup>(\*)</sup> Based on the data released by the Pension Monitoring Center (PMC) as of 28 December 2018. Total premium figures include gross written premiums of personal accident and life branch.

<sup>(\*\*)</sup> Including state contribution funds.

## Capital and Shareholder Structure



Shareholder	Share Amount (TL)	Share (%)
Türkiye İş Bankası A.Ş.*	274,742,830	63.89
Anadolu Anonim Türk Sigorta Şti.	86,000,000	20.00
Millî Reasürans T.A.Ş.	4,299,999	1.00
Publicly-held	64,957,171	15.11
Total	430,000,000	100.00

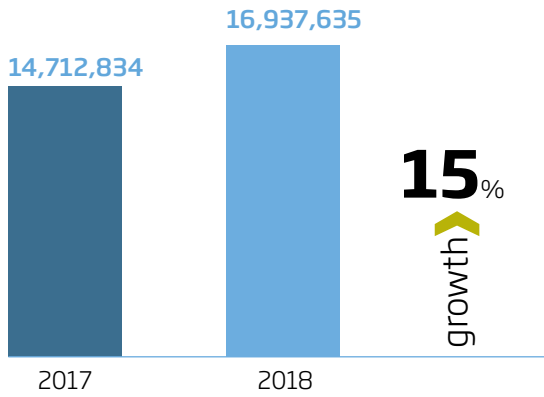
\* The ratio of publicly-held shares is 17%. As of 31 December 2018, Türkiye İş Bankası A.Ş., holds 1.89% of the publicly-held shares.

Out of 43,000,000,000 shares representing the capital in the amount of TL 430,000,000, 100,000,000 are Class A and the remaining 42,900,000,000 are Class B shares. As at the date of the balance sheet, all of Class A shares are held by the Company's shareholder, Türkiye İş Bankası A.Ş. (İşbank). Holders of Class A shares are not granted any privileges save for the nomination of the Board Directors. Seven members of the Board Directors are elected by the General Assembly from amongst candidates nominated by Class A shareholders, and four from amongst those nominated by Class B shareholders. The Company's articles of association do not allow creation of new Class A shares in capital increases.

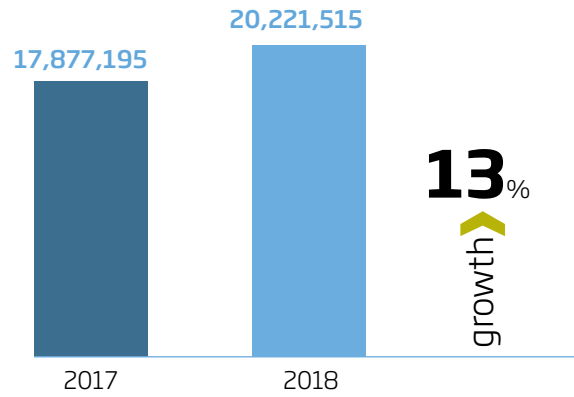
The Company did not repurchase any of its own shares in the reporting period. The Company has only one associate, İş Portföy Yönetimi A.Ş., in which it holds 20% share in capital. İş Portföy Yönetimi A.Ş. does not own any share in our Company. Shares held in the Company by the members of the Board of Directors and the Executive Committee are negligible.

There are no cross-shareholding relations between any shareholder and our Company.

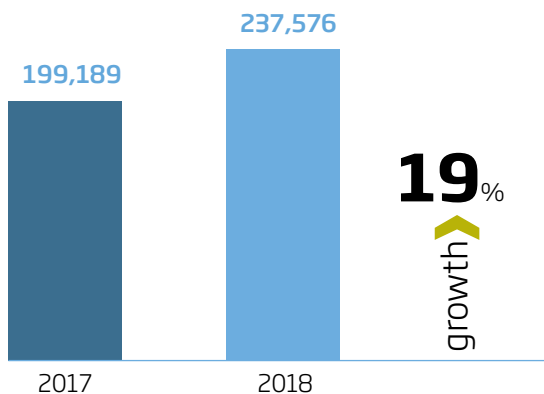
## Total Pension Funds (\*) (TL thousand)



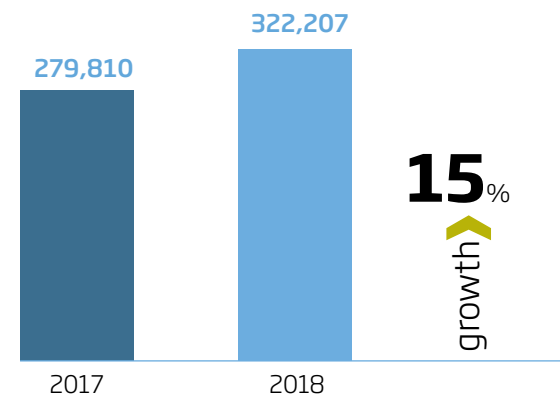
## Total Assets (TL thousand)



## General Technical Profit (TL thousand)



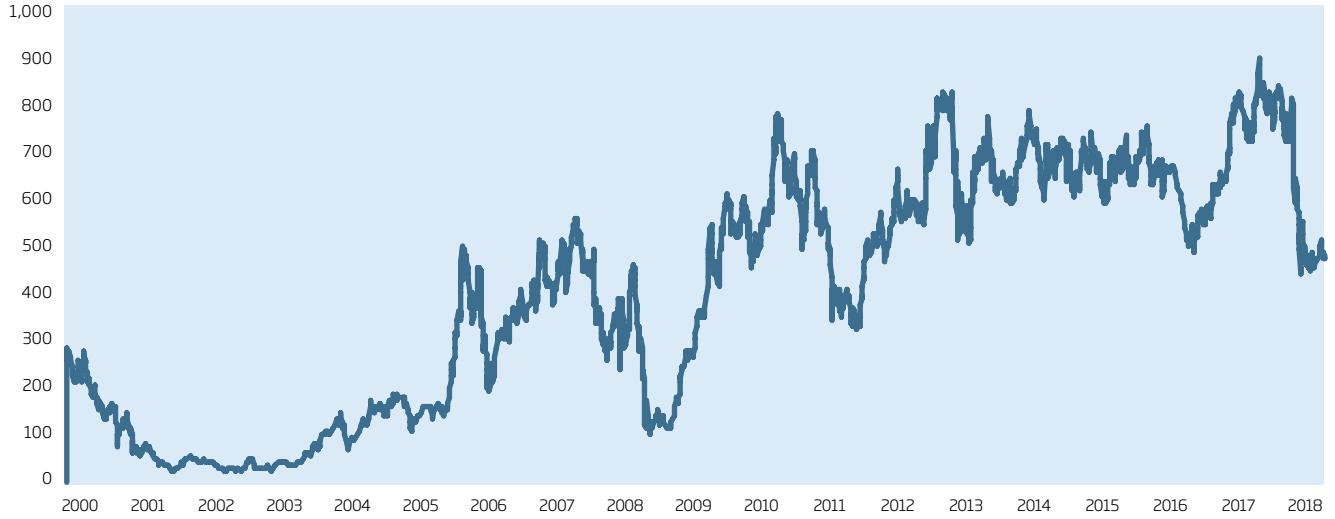
## Pretax Profit (TL thousand)



(\*) Including state contribution funds.

# Anadolu Hayat Emeklilik by Numbers

*Anadolu Hayat Emeklilik Market Capitalization (2000-2018, USD million)*



*Anadolu Hayat Emeklilik Market Capitalization (2000-2018, TL million)*

